

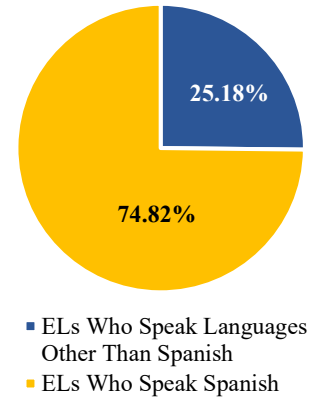
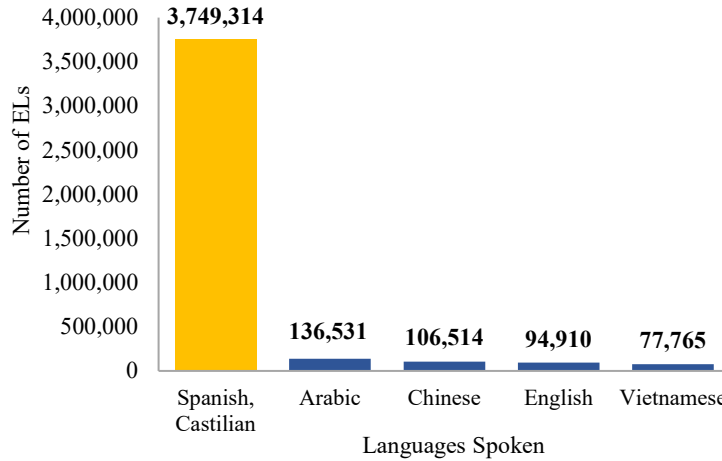


# Office of English Language Acquisition

## English Learners Who Speak Spanish as a Home Language

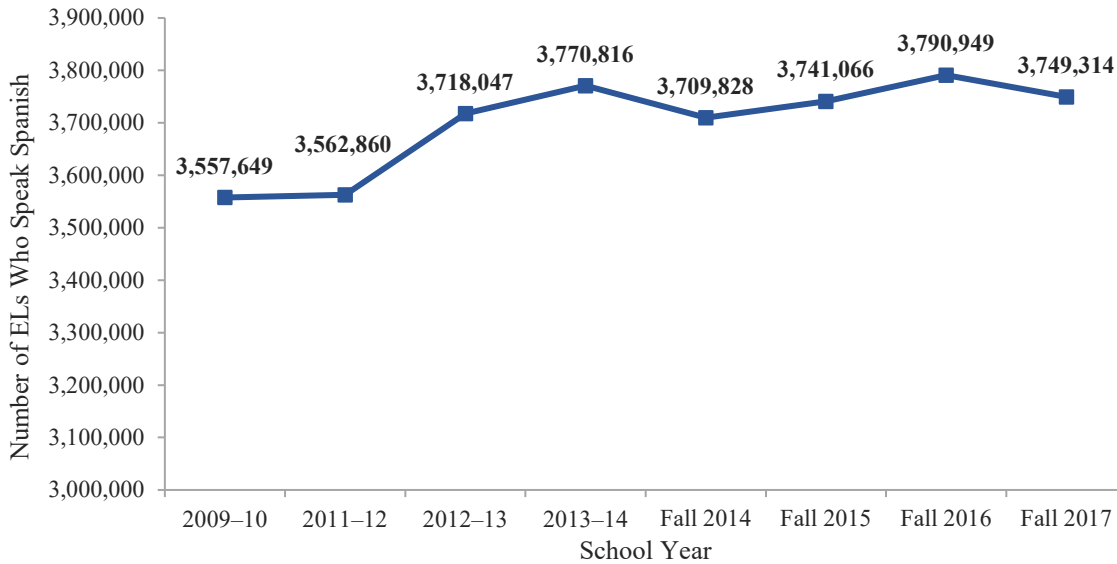
### Most Common Home Languages and Language Categories Spoken by English Learner Students in Grades K–12: 2017–18 School Year<sup>1</sup>

Spanish, Castilian<sup>2</sup> was the most common home language group spoken by English learners (ELs) in the 2017–18 school year (SY). ELs who speak Spanish made up **nearly 75%** of all English learners.



Source: U.S. Department of Education, National Center for Education Statistics (2018). Table 204.27. English learner (EL) students enrolled in public elementary and secondary schools by home language, grade, and selected student characteristics: Selected years, 2009–10 through fall 2017. In U.S. Department of Education, National Center for Education Statistics, *Digest of Education Statistics* (2018 ed.). Retrieved from [https://nces.ed.gov/programs/digest/d19/tables/dt19\\_204.27.asp](https://nces.ed.gov/programs/digest/d19/tables/dt19_204.27.asp).

### Number of Reported English Learner Students Who Speak Spanish as a Home Language: 2009–10 School Year Through Fall 2017–18\*



From SY 2009–10 to SY 2017–18, the number of EL students in public elementary and secondary schools who speak Spanish increased by more than 5%, or by 191,665 students.

Source: U.S. Department of Education’s, National Center for Education Statistics (2018). Table 204.27. English learner (EL) students enrolled in public elementary and secondary schools by home language, grade, and selected student characteristics: Selected years, 2009–10 through fall 2017. In U.S. Department of Education, National Center for Education Statistics (Ed.), *Digest of Education Statistics* (2018 ed.). Retrieved from [https://nces.ed.gov/programs/digest/d19/tables/dt19\\_204.27.asp](https://nces.ed.gov/programs/digest/d19/tables/dt19_204.27.asp).

\*National Center for Education Statistics data were reported by school year through 2013–14 and by Fall semester for SY 2014–15 and later. Data for SY 2010–11 were not reported.

<sup>1</sup> Examples of situations in which English might be reported as an English learner’s home language include students who live in multilingual households and students adopted from other countries who speak English at home but also have been raised speaking another language. [https://nces.ed.gov/programs/digest/d19/tables/dt19\\_204.27.asp](https://nces.ed.gov/programs/digest/d19/tables/dt19_204.27.asp).

<sup>2</sup> Spanish, Castilian is the term that is used for reporting students who speak Spanish in the data source used in this fact sheet – U.S. Department of Education’s, National Center for Education Statistics.

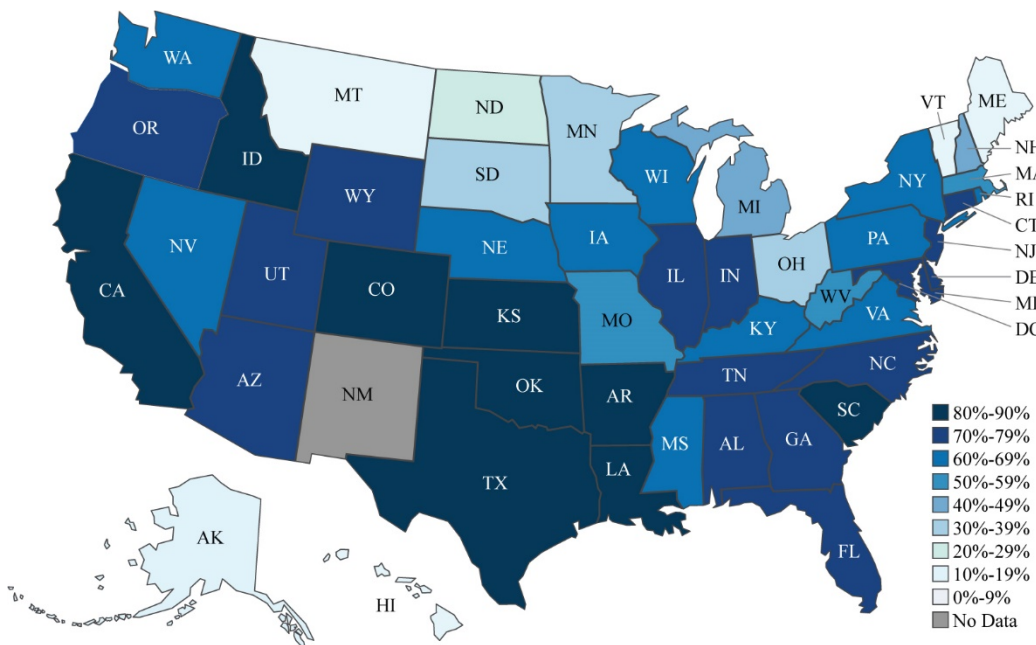
## Ten States with the Highest Numbers\* of English Learner Students Who Speak Spanish as a Home Language: 2017–18 School Year

State	Number of EL Students Who Speak Spanish	Total Number of EL Students	Percent of EL Students Who Speak Spanish
California	1,044,793	1,271,150	82.19%
Texas	831,922	926,236	89.82%
Florida	209,462	280,509	74.67%
New York	154,400	243,186	63.49%
Illinois	154,037	204,923	75.17%
Washington	81,492	127,759	63.79%
Georgia	95,754	123,339	77.63%
Virginia	77,349	113,351	68.24%
North Carolina	81,944	105,694	77.53%
Colorado	86,668	104,276	83.11%
<b>U.S. Totals</b>	<b>3,749,314</b>	<b>5,010,505</b>	<b>74.82%</b>

\*The data in this table are organized by the number of ELs who speak Spanish in each state, rather than by percentage.

During SY 2017–18, California and Texas had the highest numbers of EL students who speak Spanish out of all ELs (1,044,793 and 831,922 students respectively). Florida had the third highest number of ELs who speak Spanish at 209,462 students. While Colorado had the third highest percent of ELs who speak Spanish in the nation at 83.11%, it was only in 10th place for the actual numbers of EL students who speak Spanish.

## Percentages of English Learner Students Who Speak Spanish<sup>3</sup> as a Home Language in 50 U.S. States and Washington DC: 2017–18 School Year



During SY 2017–18, states reported that out of all EL students 3,749,314 or 74.82% spoke Spanish. Out of 50 states and Washington DC, 25 states reported having between 70% and 90% of ELs who speak Spanish. Texas and Oklahoma had the highest percentages of EL students who speak Spanish (89.82% and 83.74%, respectively).

Source: *FS141 – EL Enrolled* (SY 2017-18), U.S. Department of Education, Washington, DC: *EDFacts*. Retrieved [2/5/20] from [ED Data Express](https://data.ed.gov/).

<sup>3</sup> The percentages of EL students who speak Spanish was calculated by dividing the number of EL students who speak Spanish in each state by the total number of EL students and multiplying by 100.