

ABCD Whispers

ABCD whispers is a way to conduct structured student-student conversations in your classroom. Students work in groups of four and each student is given a different concept or term which they then illustrate on a sheet of colored paper. The four students in a group should all have different colors of paper (see examples) The term they are given should be written on this sheet of paper, no other words should be used but symbols are allowed.

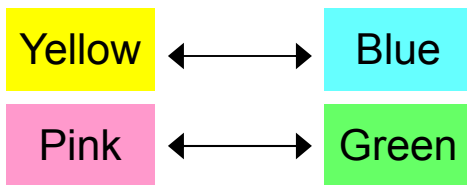
For example; during specific units the following terms might be given to the students:

Color of paper given to student	Unit of study and words for each student			
	Water Cycle	Food Web	Earth's Physical Features	Nature of Science
Yellow	Run-Off	Producer	Valley	Graduated cylinder
Pink	Evaporation	Decomposer	Erosion	Triple-beam balance
Blue	Condensation	Omnivore	Island	Hand lens
Green	Precipitation	Food Chain	Weathering	Thermometer

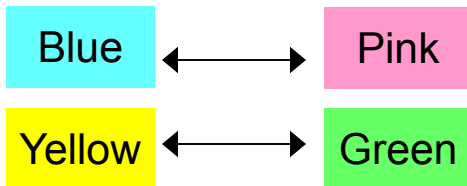
Once students have completed their drawings, (3-5 minutes is usually adequate time but allow more time if students need to reference their notes or text for review before drawing) they will stand as a group of four and complete three rounds of discussion as shown below. Students explain the drawing they did to another student, hear their explanation, and then exchange papers. In the second round they will be explaining someone else's paper, they will then exchange papers again.

For example; students will pair up based on the color of paper they are holding:

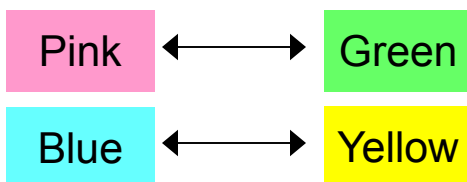
Round 1



Round 2



Round 3



The teacher should have blank sheets of paper of the same colors and use these to show students who they are pairing with each time. This can be done on the board.

A fourth round can also be done using the same color combinations as round two, but this time a student will be hearing their own paper explained back to them.