

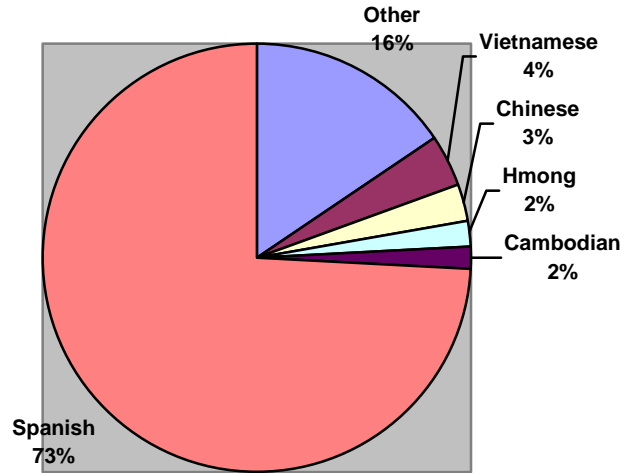


## Five Most Frequently Reported Home Languages of EL Students

1993  
1998  
2003  
2008

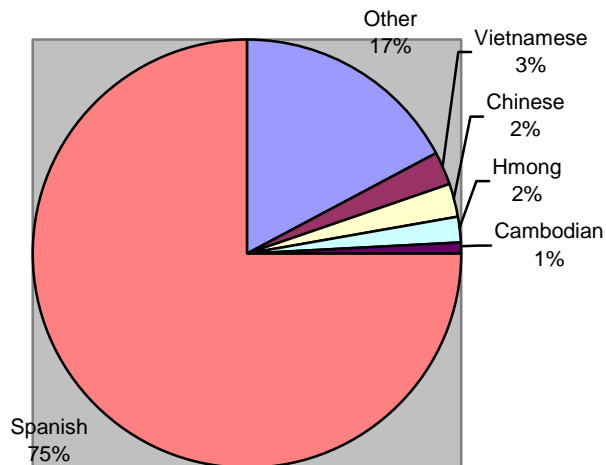


### Top Five Languages Reported, 1993



Source: Fleischman, J.L. and Hopstock, P.J. (1993). Descriptive study of services to limited English proficient students. Volume 1: Summary of findings and conclusions. Report prepared for the Office of the Under Secretary, US Department of Education. Washington, DC: US Department of Education.

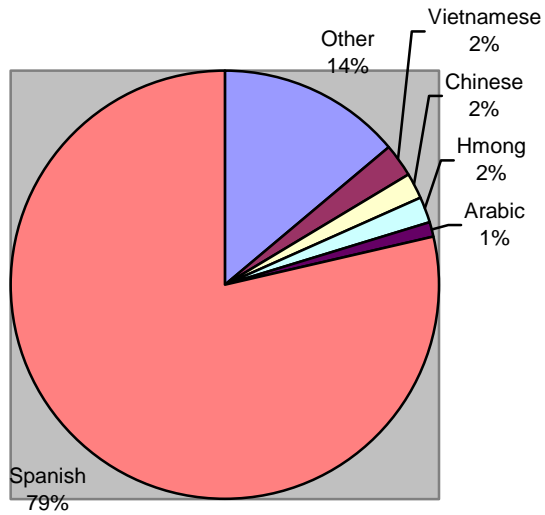
### Top Five Languages Reports, 1998



Source: National Clearinghouse for Bilingual Education (1999). State K-12 LEP enrollment and top languages, 1989-90 to 1997-98. Washington, DC: Author. Accessed January 24, 2011 from: [http://www.ncele.gwu.edu/files/rcd/BE024332/State\\_K\\_12\\_LEP\\_Enrollment.pdf](http://www.ncele.gwu.edu/files/rcd/BE024332/State_K_12_LEP_Enrollment.pdf)

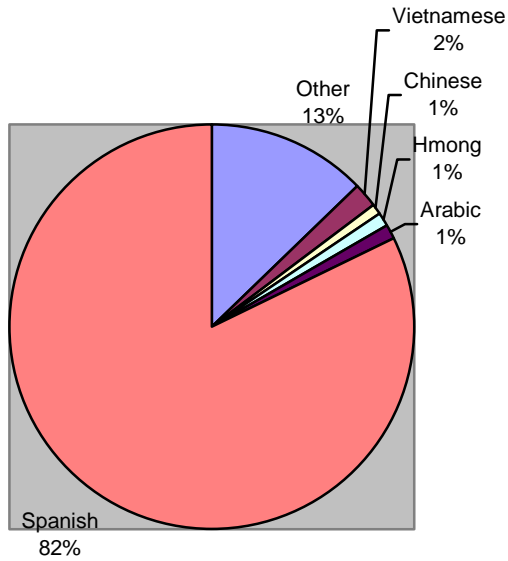
### Top Five Languages Reported, 2003

Source: Hopstock, J.P. and Stephenson, T.G. (2003). Descriptive study of services to LEP students and LEP students with disabilities. Special topic report #1: Native languages of LEP students. Report prepared for the US Department of Education, OELA. Washington, DC: US Department of Education. Accessed February 2, 2011 from: [http://www.ncele.gwu.edu/files/rcd/BE021196/BE021196DSSST1\\_NativeLanguagesofLE.pdf](http://www.ncele.gwu.edu/files/rcd/BE021196/BE021196DSSST1_NativeLanguagesofLE.pdf)



### Top Five Languages Reported, 2008

Source: Consolidated State Reports, School Year 2007-2008. Reports for each state are available at: <http://www.ncele.gwu.edu/t3sis>



## FIVE MOST FREQUENTLY REPORTED LANGUAGES OF EL STUDENTS, BY STATE, 2008-09

State	Language 1		Language 2		Language 3		Language 4		Language 5	
	Language	Count	Language	Count	Language	Count	Language	Count	Language	Count
AL	Spanish	17,626	Korean	576	Vietnamese	443	Arabic	373	Chinese	202
AK	Yu'pik	6,362	Inupiac	2,010	Spanish	1,858	Filipino	1,156	Hmong	1,138
AZ	Spanish	119,488	Navajo	2,666	Vietnamese	1,238	Arabic	1,155	Somali	554
AR	Spanish	24,318	Marshallese	1,038	Hmong	397	Vietnamese	389	Lao	379
CA	Spanish	1,282,871	Vietnamese	35,587	Chinese	34,878	Tagalog	22,538	Hmong	17,606
CO	Spanish	84,260	Vietnamese	1,630	Arabic	1,058	Chinese	992	Russian	929
CT	Spanish	22,244	Portuguese	1,116	Chinese	810	Creole	680	Polish	631
DE	Spanish	4,830	Creole	258	Chinese	119	Gujarati	86	Arabic	73
DC	Spanish	3,586	Amharic	142	Chinese	130	French	111	Vietnamese	101
FL	Spanish	187,339	H Creole†	28,088	Portuguese	3,353	Vietnamese	2,965	Arabic	2,095
GA	Spanish	64,028	Other	3,491	Vietnamese	2,223	Korean	2,069	Chinese	1,148
HI	Iloko	4,371	Chuukese	1,866	Marshallese	1,786	Tagalog	1,709	Spanish	1,200
ID	Spanish	15,290	Am Indian‡	275	Other	259	Russian	237	Arabic	180
IL	Spanish	166,451	Polish	7,111	Arabic	4,114	Urdu	2,801	Chinese	2,790
IN	Spanish	36,199	German	1,403	Burmese	1,050	Arabic	676	Chinese	594
IA	Spanish	14,131	Vietnamese	832	Bosnian	792	Lao	362	Other	341
KS	Spanish	27,372	Other	2,140	Vietnamese	1,098	German	508	Chinese	415
KY	Spanish	8,879	Other	1,017	Japanese	536	Chinese	397	Bosnian	390
LA	Spanish	8,483	Vietnamese	1,679	Arabic	657	Chinese	336	French	253
ME	Somali	1,524	Spanish	508	French	322	Khmer	266	Arabic	258
MD	Spanish	25,734	French	1,493	Chinese	1,441	Vietnamese	1,056	Korean	1,018
MA	Spanish	30,718	Portuguese	4,384	Chinese	3,077	H Creole†	2,493	P-based Creole*	2,456
MI	Spanish	31,796	Arabic	14,042	Syriac	2,999	Other	2,663	Albanian	1,878
MN	Spanish	27,140	Hmong	16,591	Somali	8,867	Vietnamese	1,931	Russian	1,231
MS	Spanish	4,731	Vietnamese	326	Arabic	172	Chinese	129	Gujarati	65
MO	Spanish	10,333	Bosnian	1,220	Vietnamese	1,051	Somali	648	Russian	544
MT	Am Indian‡	224	German	204	Spanish	140	Russian	69	Chinese	16
NE	Spanish	15,702	Vietnamese	628	Arabic	547	Other	438	Nilo-Saharan	424
NV	Spanish	67,752	Tagalog	3,928	Filipino	1,598	Chinese	1,237	Vietnamese	909
NH	Spanish	1,612	Chinese	222	Portuguese	174	Arabic	172	Vietnamese	152
NJ	Spanish	36,268	Arabic	1,410	Portuguese	1,366	Korean	1,197	H Creole†	1,125
NM**	Spanish	38,738	Navajo	7,329	Asian	1,032	Zuni	683	Other	641
NY	Spanish	146,702	Other	12,821	Chinese	6,974	Arabic	5,915	Bengali	5,048
NC	Spanish	87,954	Hmong	2,315	Vietnamese	1,731	Arabic	1,628	Chinese	1,359
ND	Ojibwa	1,327	Spanish	492	Dakota	412	Somali	216	Bosnian	174
OH	Spanish	15,822	Somali	3,378	Arabic	2,416	German	1,310	Japanese	1,045
OK	Spanish	29,081	Cherokee	1,240	Vietnamese	931	Hmong	587	Chinese	327
OR	Spanish	51,908	Russian	2,959	Vietnamese	1,948	Chinese	1,012	Ukrainian	813
PA	Spanish	27,503	Other	1,731	Chinese	1,703	Vietnamese	1,544	Arabic	1,239
PR***	H Creole†	43	Chinese	19	Arabic	9	French	8	Hawaiian	4
RI	Spanish	6,704	Portuguese	428	P-based Creole*	339	Khmer	190	French	118
SC	No information provided									
SD	Dakota	930	German	474	Spanish	239	Thai	61	Russian	19
TN	Spanish	23,357	Arabic	1,541	Vietnamese	583	Somali	555	Chinese	420
TX	Spanish	630,898	Vietnamese	12,777	Chinese	3,660	Arabic	3,490	Urdu	3,166
UT	Spanish	39,482	Navajo	1,037	Vietnamese	740	Tonga	656	Samoan	565
VT	Bosnian	171	Cushitic	171	Spanish	155	Vietnamese	148	Chinese	123
VA	Spanish	58,599	Korean	4,331	Arabic	3,981	Vietnamese	3,811	Urdu	2,843
WA	Spanish	60,897	Russian	4,469	Vietnamese	3,707	Ukrainian	2,402	Somali	2,230
WV	Spanish	915	Chinese	173	Arabic	130	Other	89	Vietnamese	75
WI	Spanish	28,614	Hmong	10,817	Chinese	653	Russian	481	Albanian	436
WY	Spanish	2,111	Arapaho	132	Korean	12	Filipino	8	Japanese	8
<b>Nat'l</b>	<b>Spanish</b>	<b>3,593,058</b>	<b>Vietnamese</b>	<b>84,456</b>	<b>Chinese</b>	<b>65,356</b>	<b>Hmong</b>	<b>49,451</b>	<b>Arabic</b>	<b>47,331</b>

SOURCE: Consolidated State Performance Report (CSPR) 2008-09, Item 1.6.2.3 (March 2010). States report the "top five" languages spoken by English learner students. States must use International Standards Organization 639-2 codes to enter languages in the reporting system. There are 545 languages in the ISO 639-2 list. The Ethnologue (<http://www.ethnologue.com>) estimates nearly 7,000 languages spoken worldwide.

\* P-based Creole = Portuguese-based Creole      †H Creole = Haitian Creole      ‡Am Indian = North American Indian language

\*\*Two languages are reported erroneously in the CSPR – the correct languages are reported here (personal correspondence with staff at the NM Public Education Department, Bilingual/Multicultural Education Bureau, June 10-11, 2010).

\*\*\*Puerto Rico reports the number of EL students, but serves Spanish-learner (SL) students.