

**OELA** 2017 Project Directors Meeting  
In Pursuit of Higher Education for All

**Profiles of English Learners**

Supreet Anand  
Deputy Director, OELA

---

---

---

---

---

---

---

---

---

---

**OVERVIEW**

- English Learner (EL) Populations Across the United States
- Most Common Languages Spoken by ELs in the United States
- EL and Non-EL Performance on NAEP
- Seal of Biliteracy
- Percentage of ELs Enrolled and Participated in College and Career Readiness (CCR)
- Monitored Former LEP (MFLEP) Students
- OELA's Grant Programs

**OELA** 2017 Project Directors Meeting  
In Pursuit of Higher Education for All

---

---

---

---

---

---

---

---

---

---

**ENGLISH LEARNER (EL) POPULATIONS  
ACROSS  
THE UNITED STATES**

**OELA** 2017 Project Directors Meeting  
In Pursuit of Higher Education for All

---

---

---

---

---

---

---

---

---

---





**MOST COMMON LANGUAGES SPOKEN BY ELs, AS REPORTED BY STATES: SY 2015-16**

Language	Number of ELs
Spanish/Castilian	3,741,066
Arabic	106,617
Chinese	92,277
Vietnamese	68,221
Somali	27,516

Source: EDfacts/Consolidated State Performance Report, 2015-16  
<http://www2.ed.gov/admin/lead/consolidated/index.html>



**2017 Project Directors Meeting**  
In Pursuit of Higher Education for All

---

---

---

---

---

---

---

---

---

---

---

---

**EL AND NON-EL PERFORMANCE ON THE NAEP**



**2017 Project Directors Meeting**  
In Pursuit of Higher Education for All

---

---

---

---

---

---

---

---

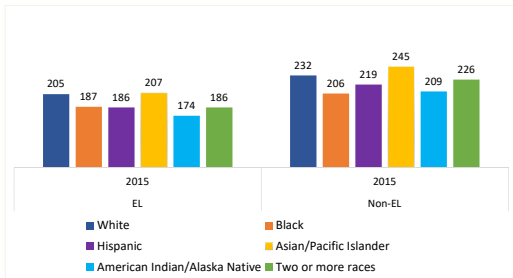
---

---

---

---

**NAEP 4<sup>TH</sup> GRADE READING SCORES; ELs AND NON-ELs BY RACE/ETHNICITY: SY 2015**



Source: U.S. Department of Education, Institute of Education Sciences, National Center for Education Statistics, National Assessment of Educational Progress (NAEP), 2015 Reading Assessment, grade 4 by race/ethnicity.



**2017 Project Directors Meeting**  
In Pursuit of Higher Education for All

---

---

---

---

---

---

---

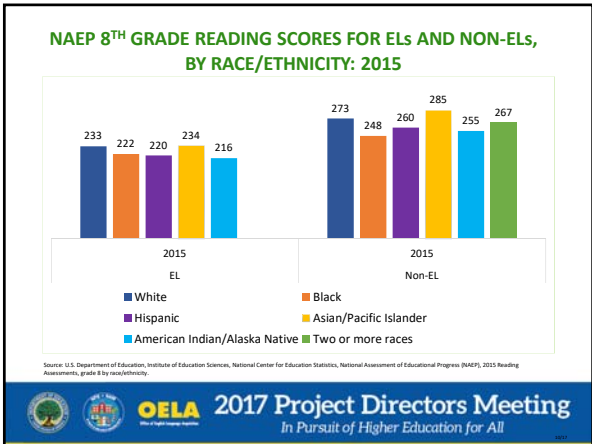
---

---

---

---

---



---

---

---

---

---

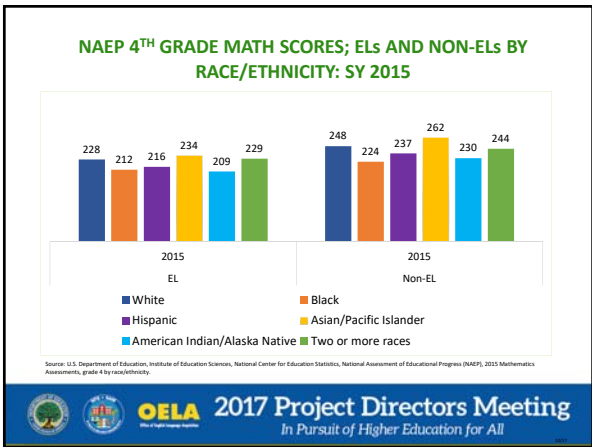
---

---

---

---

---



---

---

---

---

---

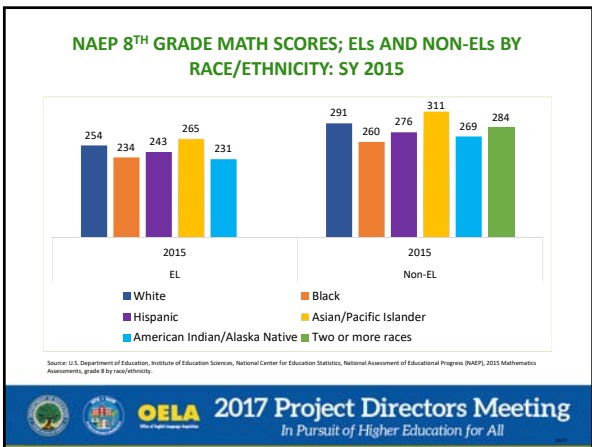
---

---

---

---

---



---

---

---

---

---

---

---

---

---

---

## Seal of Biliteracy



**OELA** 2017 Project Directors Meeting  
*In Pursuit of Higher Education for All*

---

---

---

---

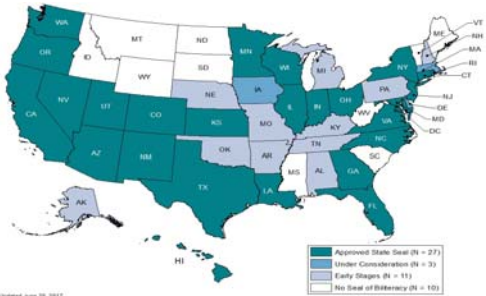
---

---

---

---

### STATES WITH SEAL OF BILITERACY



Updated June 28, 2017  
Source: Seal of Biliteracy (2017), retrieved from <http://sealofbiliteracy.org/>

**OELA** 2017 Project Directors Meeting  
*In Pursuit of Higher Education for All*

---

---

---

---

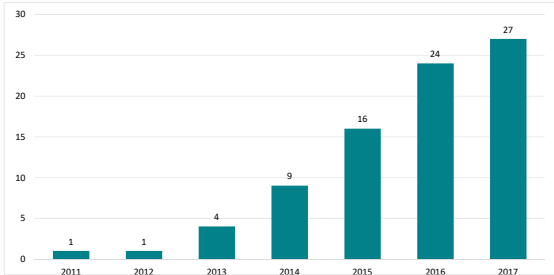
---

---

---

---

### Number of States Offering a Seal of Biliteracy: 2011-2017



Year	Number of States
2011	1
2012	1
2013	4
2014	9
2015	16
2016	24
2017	27

Source: Seal of Biliteracy (2017), retrieved from <http://sealofbiliteracy.org/>

**OELA** 2017 Project Directors Meeting  
*In Pursuit of Higher Education for All*

---

---

---

---


---

---

---

---

**PERCENTAGE OF ELs ENROLLED AND PARTICIPATED IN COLLEGE AND CAREER READINESS (CCR)**



**OELA** 2017 Project Directors Meeting  
*In Pursuit of Higher Education for All*

---

---

---

---

---

---

---

---

**HIGH SCHOOL GRADUATION RATES BY STUDENT GROUP: SY 2014-15**

Student Group	Graduation Rate
All students	81.2%
Economically disadvantaged students	76.1%
ELs	65.1%
Students with disabilities	64.6%

Source: EDfacts/Consolidated State Performance Report, 2014-15: <http://www2.ed.gov/admin/lead/account/consolidated/index.html>

**OELA** 2017 Project Directors Meeting  
*In Pursuit of Higher Education for All*

---

---

---

---

---

---

---

---

**PERCENTAGE OF ELs ENROLLED IN SCHOOLS OFFERING ADVANCED PLACEMENT PROGRAMS: SY 2013-14**

Category	Percentage
ELs in schools offering AP	5%
ELs enrolled in AP	2%

Source: U.S. Department of Education, Office for Civil Rights, Civil Rights Data Collection, 2013-14.

**OELA** 2017 Project Directors Meeting  
*In Pursuit of Higher Education for All*

---

---

---

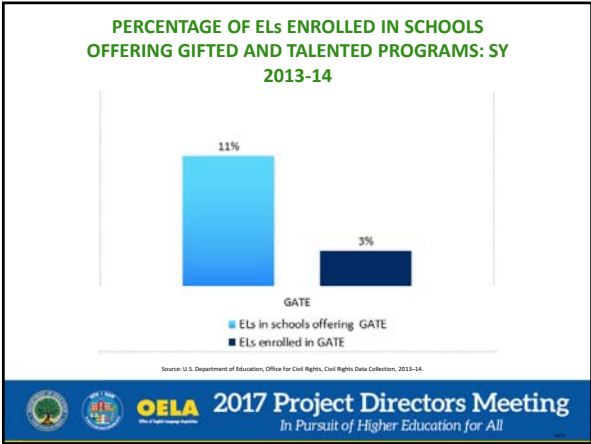
---

---

---

---

---




---

---

---

---

---

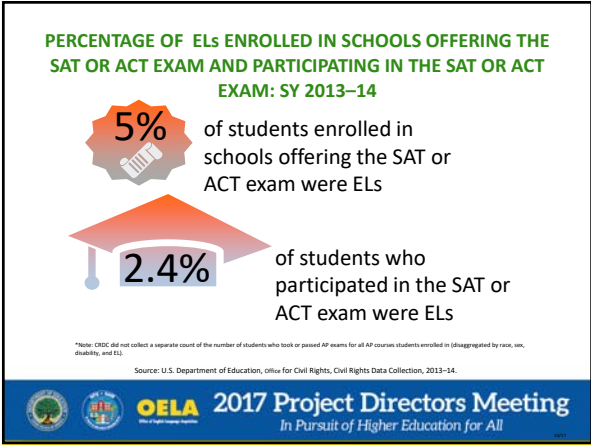
---

---

---

---

---




---

---

---

---

---

---

---

---

---

---

**MONITORED FORMER LEP (MFLEP) STUDENTS**

**OELA** 2017 Project Directors Meeting  
In Pursuit of Higher Education for All

---

---

---

---

---

---

---

---


---

---









---

---

---

---

---

---

---

---

**For More Information:**

**Supreet Anand**  
**Email: [Supreet.Anand@ed.gov](mailto:Supreet.Anand@ed.gov)**

**OELA** 2017 Project Directors Meeting  
In Pursuit of Higher Education for All

---

---

---

---

---

---

---

---