



# Office of English Language Acquisition (OELA) Dual Language Learners and State-Funded Preschool

## Number of All Children Including Dual Language Learners (DLLs)<sup>1</sup> Enrolled in State-Funded Preschool Programs in 2016–17

State <sup>a</sup>	All 3- & 4-year-olds enrolled in State-Funded Preschool Programs <sup>b</sup>		Number of DLLs Enrolled in State-Funded Preschool Programs		Percentage of 3- and 4-year-old DLLs in the State
	Number enrolled	Percentage of all 3- & 4-year-olds in state	Number DLLs enrolled	Percentage of all children enrolled	
Alabama <sup>b</sup>	14,032	12.1%	713	5%	8%
Arkansas	19,120	25.0%	2,301	11%	9%
California <sup>c</sup>	235,566	23.7%	62,928	47%	44%
Connecticut <sup>c</sup>	14,623	19.4%	81	17%	20%
Georgia <sup>b</sup>	80,874	30.4%	7,245	9%	17%
Hawai'i <sup>b</sup>	376	1.0%	40	11%	22%
Illinois	71,759	23.2%	22,559	31%	25%
Indiana <sup>b</sup>	1,792	1.1%	264	15%	11%
Iowa <sup>c</sup>	26,073	32.8%	840	3%	12%
Kentucky	19,435	17.6%	2,178	11%	7%
Maine <sup>b</sup>	5,142	19.4%	224	4%	4%
Massachusetts <sup>c</sup>	9,805	6.7%	702	15%	25%
Missouri	2,646	1.8%	151	6%	7%
Nevada	1,856	2.5%	554	30%	31%
New Jersey	33,370	25.3%	19,956	44%	30%
New Mexico	10,379	19.8%	2,565	25%	28%
Oklahoma	41,264	38.3%	3,209	8%	14%
Oregon	9,442	10.0%	2,885	31%	23%
RHODE Island <sup>b</sup>	1,008	4.6%	245	24%	17%
SOUTH Carolina <sup>b</sup>	24,079	20.5%	2,260	9%	9%
Texas	224,114	28.1%	88,567	40%	35%
Vermont	8,299	67.5%	179	2%	6%
Washington	11,691	6.4%	3,996	34%	23%
West Virginia	15,745	38.1%	204	1%	3%
<b>Totals</b>	<b>729,065</b>		<b>224,846</b>	<b>25.5%</b>	<b>23%</b>

NOTES: <sup>a</sup> Some states have more than one state-funded preschool program. <sup>b</sup> The state-funded preschool programs of seven states listed above (AL, GA, HI, IN, ME, RI, SC) are limited to 4-year-olds. <sup>c</sup> Data on enrollment of DLLs in state-funded preschool programs was available for only one of the programs in this state.

*Twenty-six states/programs tracked and reported data on the number of DLLs enrolled in state-funded preschool in 2016–2017. The other 34 state-funded preschool states/programs did not report DLL enrollment.*

Many state-funded preschool programs use a mixed delivery model through partnerships with local school districts and community-based programs including Head Start, childcare centers, and private preschools that meet the state's preschool standards.

SOURCES: National Institute for Early Education Research. (2018). *Special report: Supporting dual language learners in state-funded preschool*. Retrieved from [http://nieer.org/wp-content/uploads/2018/04/YB2017\\_DLL-Special-Report.pdf](http://nieer.org/wp-content/uploads/2018/04/YB2017_DLL-Special-Report.pdf)

National Institute for Early Education Research. (2018). *The State of Preschool 2017: State Preschool Yearbook*. Retrieved from <http://nieer.org/state-preschool-yearbooks/yearbook2017>

<sup>1</sup> *Dual language learners (DLLs)* are defined by the U.S. Department of Health and Human Services' Office of Head Start as "children who have a home language other than English and are learning two or more languages at the same time or learning a second language while continuing to develop their first language." <https://eclkc.ohs.acf.hhs.gov/sites/default/files/pdf/dll-policy-statement-final.pdf>

<sup>2</sup> English learner is defined by the U.S. Department of Education as an individual "enrolled...in an elementary or secondary school...who was not born in the United States or whose native language is [not] English and [has] difficulties...speaking, reading, writing, or understanding...English." <https://www2.ed.gov/policy/elsec/leg/essa/essatitleiiiiguidenglishlearners92016.pdf>

### FACT

Twenty-six states/programs track DLL enrollment in their state preschool programs. They reported that DLLs made up 25.5 percent of their preschool enrollments, more than their share of the general population (23%). Five states (Arkansas, Hawaii, Illinois, Texas, Washington) use "home language other than English" as eligibility criterion for state-funded preschool programs.

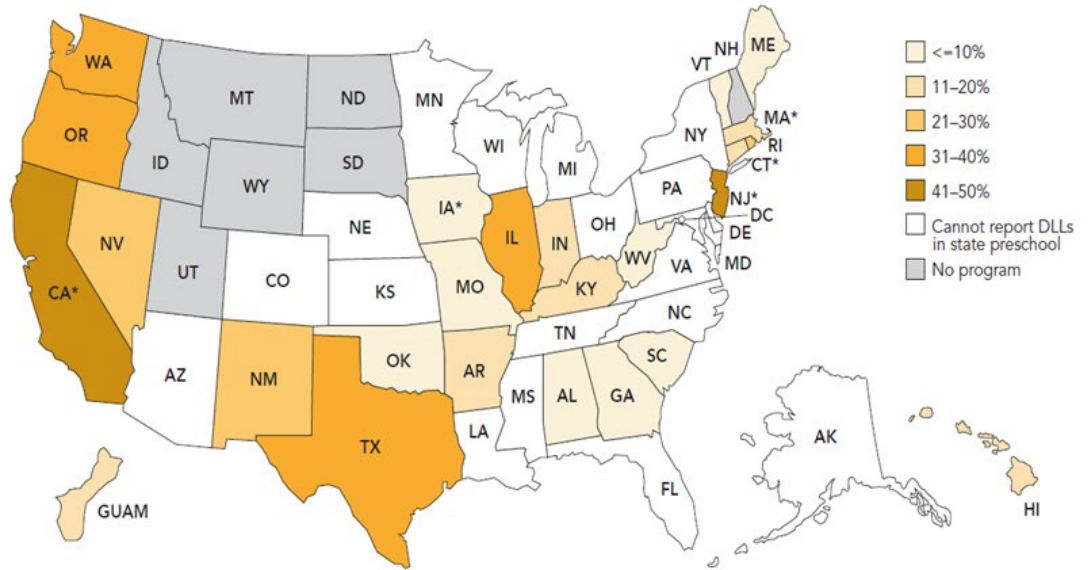
### FACT

Six of the 12 states with the highest percentage of K-12 English learners<sup>2</sup> in the country — California, Nevada, Texas, New Mexico, Washington, and Illinois — collect data on the home languages of the children attending their state preschool programs. About half of the country's state-funded preschool programs collect these data.

Percentage of State Preschool DLL Enrollment 2016–2017

**FACT**

The states reporting more than 40 percent DLL enrollment in their state-funded preschool programs were California and New Jersey. States reporting between 31 percent and 40 percent DLL enrollments were Texas, Washington, Illinois, and Oregon.

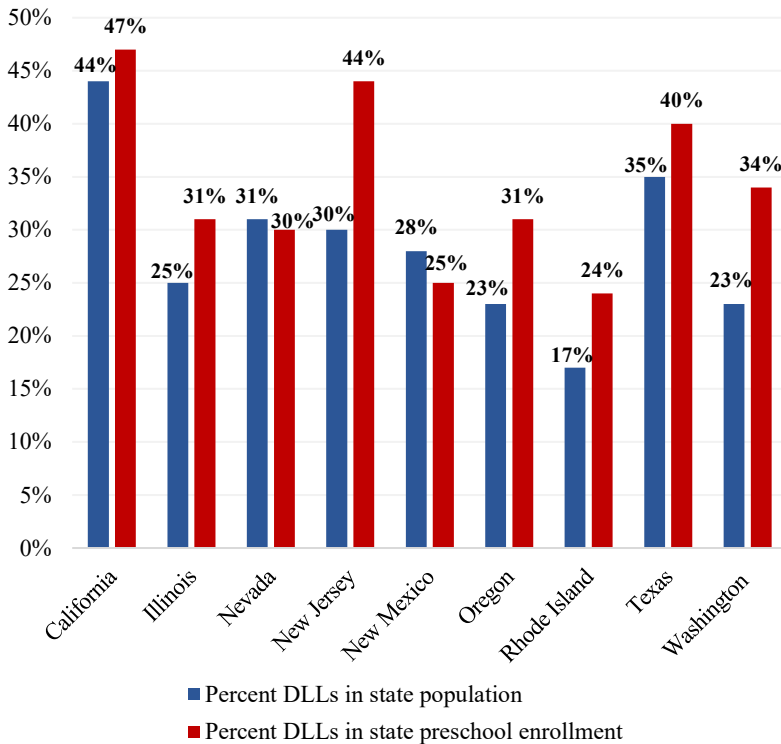


\* Data on enrollment of DLLs in state preschool was only available for one state-funded preschool program in these states.

SOURCE: National Institute for Early Education Research. (2018). *Special report: Supporting dual language learners in state-funded preschool*. Retrieved from [http://nieer.org/wp-content/uploads/2018/04/YB2017\\_DLL-Special-Report.pdf](http://nieer.org/wp-content/uploads/2018/04/YB2017_DLL-Special-Report.pdf)

NOTE: Guam is a territory of the United States, not one of the 50 states. It was included in the report referenced here.

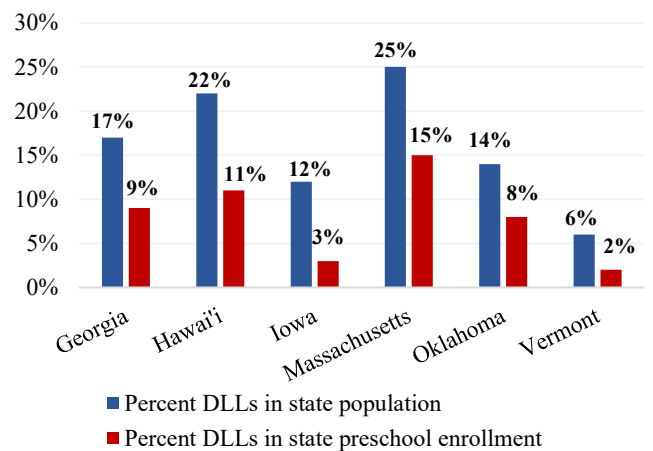
**States with Disproportionately Greater DLLs Enrolled in State-Funded Preschool Programs SY 2016–17**



**FACT**

The percentage of DLLs in New Jersey is 30 percent; however, DLLs constitute 44 percent of the children enrolled in its state-funded preschool program. In contrast, Iowa’s three percent DLL enrollment in its state-funded preschool is lower than the 12 percent of DLLs in the state’s population.

**States with Disproportionately Fewer DLLs in State-Funded Preschool Programs 2016–2017**



SOURCE for BOTH Graphs: National Institute for Early Education Research. (2018). *Special report: Supporting dual language learners in state-funded preschool*. Retrieved from [http://nieer.org/wp-content/uploads/2018/04/YB2017\\_DLL-Special-Report.pdf](http://nieer.org/wp-content/uploads/2018/04/YB2017_DLL-Special-Report.pdf)



**Jose A. Viana**  
Assistant Deputy Secretary and Director  
Office of English Language Acquisition

**LEADERSHIP**

**Supreet Anand**  
Deputy Director  
Office of English Language Acquisition